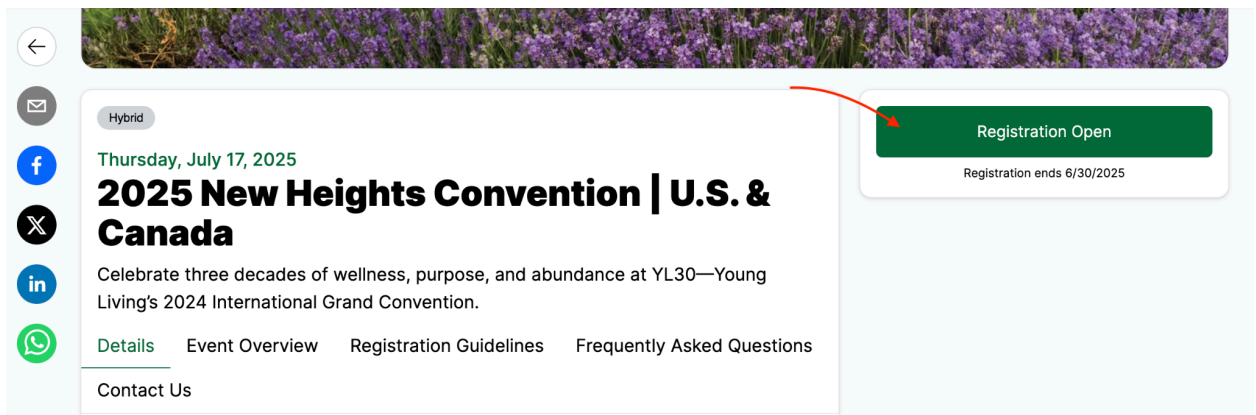


# Registration Options for Convention

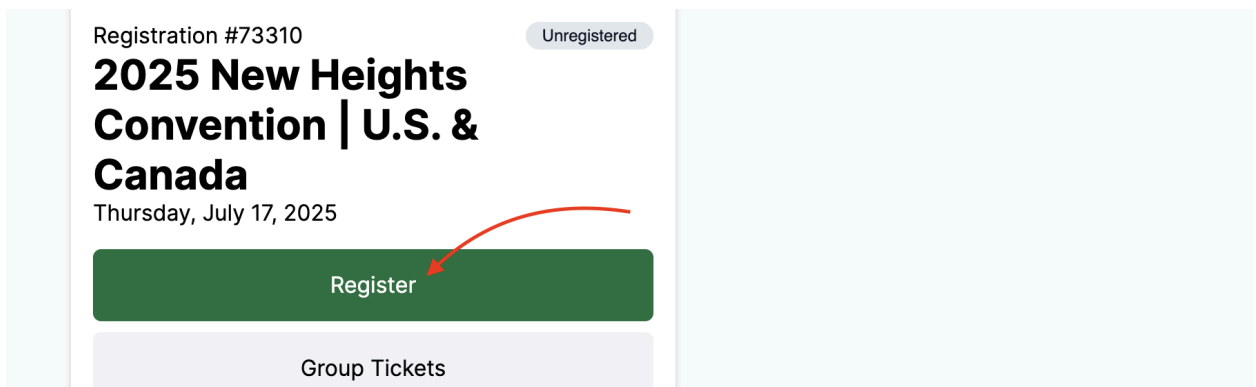
## Option 1: Individual Registration

To register yourself or guests, follow these steps:

1. **Access the Registration Page:** Visit the registration page by clicking [here](#). The link can also be found on the [younglivingevents.com](https://younglivingevents.com) homepage.
2. **Log In:** Click the “Registration” button. If you are not logged in, you will be redirected to a login screen. Young Living members, please log in with your Young Living credentials. If you do not have Young Living credentials, you will need to create an account with your email and password.




3. **Register:** Click the “Register” button to begin the registration process.



4. **Add Tickets:** Add up to 5 tickets to your cart.

**Tickets**  
Select your ticket(s) for the event.



~~\$225.00~~ \$150.00 Pre-Registration

**In-Person General Admission Registration**  
Price Includes: General admission, workshops, Expo, closing event, and the ability to purchase exclusive convention product.  
Price changes on Jul 22, 2024 12:01AM MDT

[Add to Cart](#) +

5. **(optional) Apply Coupon:** If you are redeeming a group ticket coupon. Apply it now.

\$150.00

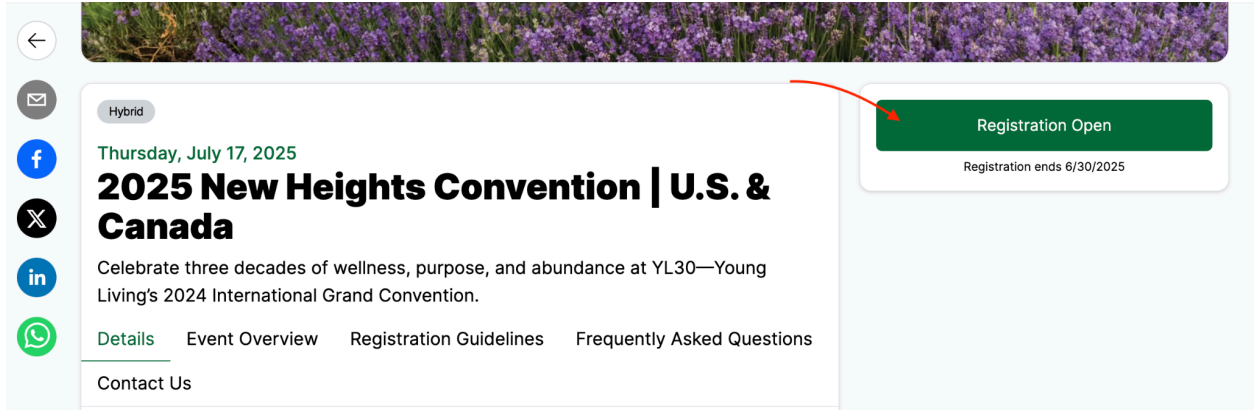
 × [Apply](#)

6. **Complete Registration Questions:** Fill out the registration questions for each ticket. Each ticket requires separate information, so be prepared with details for each attendee.
7. **Select Payment:** Choose your payment method and complete the payment process.

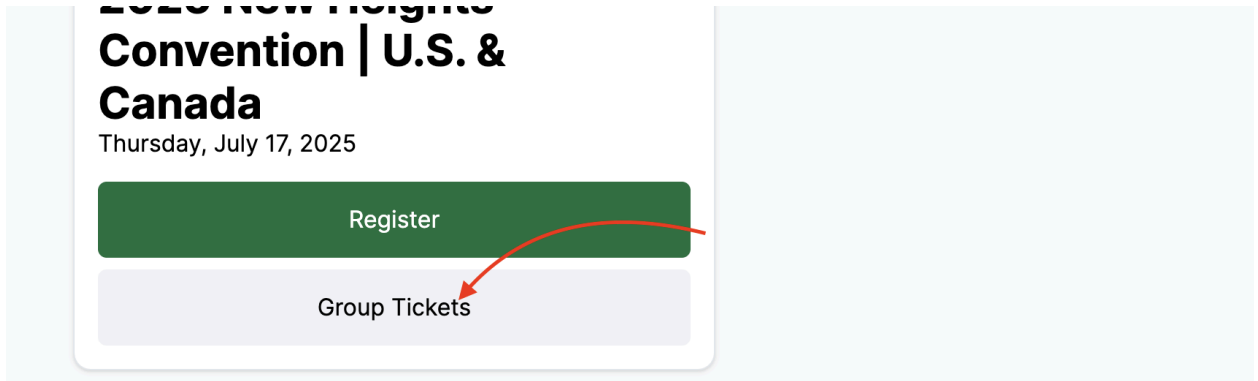
## Option 2: Group Ticket Purchase

To purchase group tickets, follow these steps:

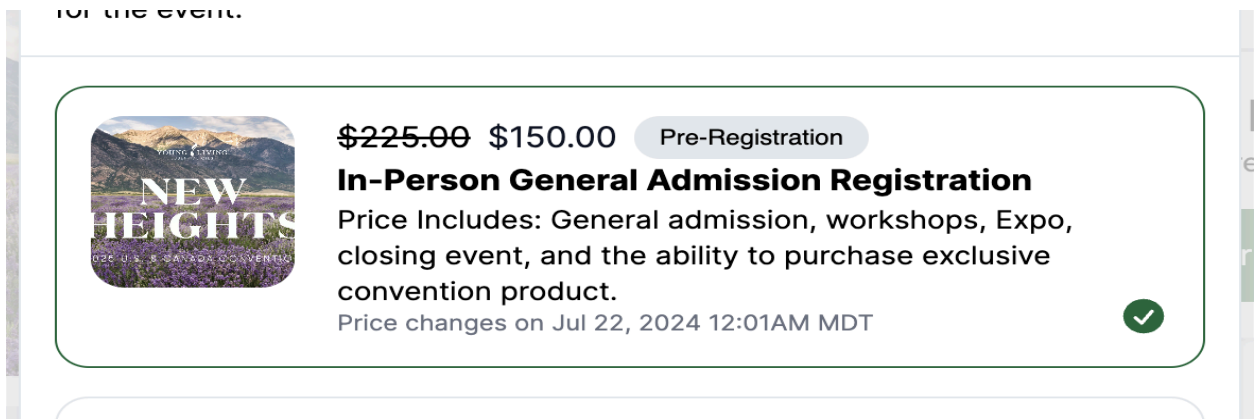
1. **Access the Registration Page:** Visit the registration page by clicking [here](#). The link can also be found on the [younglivingevents.com](https://www.younglivingevents.com) homepage.
2. **Log In:** Click the “Registration” button. If you are not logged in, you will be redirected to a login screen. Young Living members, please log in with your Young Living credentials. If you do not have Young Living credentials, you will need to create an account.



3. **Group Tickets:** Click the “Group Tickets” button.



4. **Select Ticket Type:** Choose either “General” or “Virtual” tickets.



5. **Enter Group Size:** Enter the number of tickets needed (up to 10).
6. **Select Payment Method:** Choose your payment method and complete the payment process.

7. **Receive Shareable Coupon Code:** You will receive an email with a shareable coupon code for your group members to register individually (following Option 1).